



WORLD'S LARGEST LESSON



GLOBAL COMMONS ALLIANCE
A PLAN FOR THE PLANET

Artivism for Nature

Age: 8-14
Time: 1 Hour

World's Largest Lesson (WLL) is a global educational campaign run in partnership with UNICEF. WLL promotes the use of the United Nation's Sustainable Development Goals in learning so that children can contribute to a better future for all. From citizenship and justice to climate change and the environment, WLL aims to inspire children to make a difference. WLL is a programme from Project Everyone.

Slam Out Loud (SOL) uses the transformative power of performance and visual arts to help build creative confidence and skills like communication, critical thinking and empathy in children from disadvantaged communities. SOL works with professional artists and e-learning resources to help children build the skills to dream bigger, and create mediums through which to raise awareness of issues like gender, climate action and social justice - in the hope of creating more positive futures.

Artivism for Nature lesson plan is conceptualized, created and designed by Slam Out Loud in partnership with World's Largest Lesson Supported by Global Commons Alliance.

Content Development: Slam Out Loud

Illustrator: Kavya Singhal

Meditative Exercise and Story Contribution: Gen eARTh - Earth, World's Largest Lesson and Slam Out Loud

Permission is required to reproduce any part of this resource.

For further information, please contact Contact@slamoutloud.org

This document may be quoted for educational purposes provided full citation is given.

Suggested citation is as follows:

Artivism for Nature, World's Largest Lesson & Slam Out Loud, 2021

If you have any questions or comments, please let us know at contact@slamoutloud.org or lesson@project-everyone.org

Learning Outcomes



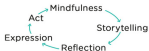
Students learn what it means to be nature positive while also understanding arts as a powerful medium to advocate for change.

Students become aware of the complexities in environmental issues and create expression through activism.

Students develop empathy towards nature and other living species and are inspired to take corrective measures to conserve biodiversity.

Lesson Plan Structure

Activism for Nature lesson plan is expected to take learners about 60 Minutes (1 Hour) to complete. Students will be taken through 5 engagements that aim to extend student learning on the theme of Nature-positivity. They will go through each of these engagements step-by-step through -



The folk tale video is also provided with Indian Sign Language interpretations in our effort to make this resource accessible and inclusive.

Themes elaborated

What does **Nature Positive** mean?





Nature positive is a disruptive idea that makes us think differently about how we live in the world. It is about understanding that nature is our life support system and we must halt nature loss by 2030. Instead of cutting down and destroying nature, nature-positive calls for us to regenerate, restore and regrow nature.

Activism as an approach to Nature Positivity

Art + Activism = Activism, is a transformational approach where you use art to bring about social change or raise awareness about a topic

Engaging with Activism for Nature lesson plan, students' art-work of their favourite tree developed through the Step 4 #Activism4Nature activity will be uploaded to World's Largest Lesson's platform, becoming a part of a virtual forest from children and youth from all around the world, as their commitment

Nature Positive Youth like YOU would take a **LEAP** forward to bring about a positive shift in the crisis we are in!

-  **LEARN** about activism and being nature positive.
-  **EXPERIENCE** and understand the crisis to develop solutions.
-  **ADOPT** nature positive policies, strategies, and habits.
-  **PRESERVE** for long term sustainability and equitable growth.

Sustainable Development Goals -

The Sustainable Development Goals (SDGs) are a set of 17 interlinked Goals that were set out by the United Nations in 2015. The aim of these Goals is to achieve a more sustainable future for all. Three of these Goals aim to protect the environment, Goal 13 - Climate Action, Goal 14 - Life Below Water and Goal 15 - Life on Land. The following targets are especially relevant to Nature Positivity.

TARGET 15-5



Target 15.5 - Protect Biodiversity and Natural Habitats

Take urgent and significant action to reduce the degradation of natural habitats, halt the loss of biodiversity and, by 2020, protect and prevent the extinction of threatened species.

TARGET 14-2



Target 14.2 - Protect and Restore Ecosystems

By 2020, sustainably manage and protect marine and coastal ecosystems to avoid significant adverse impacts, including by strengthening their resilience, and take action for their restoration in order to achieve healthy and productive oceans.



Hello Friend!
My name is SOLmate, I will take you through the lesson plan and even do the activities with you! Reading the above SDGs, it made me wonder, while there are so many Goals to sustain the environment, what could be a reason that there is no Goal for nature alone? Do you think there should be a unique Goal for nature? Think about it!

Facilitator's Note:

By engaging in this resource, students will

SAY: They will pledge to be Nature-Positive

DO: Advocate for social change through art, Artivism

FEEL: Motivated to respond positively to climate action

Support us in teaching students the importance of their act of artivism. The tree drawing is a stamp, a symbol to show world leaders that they are committed to being nature-positive and leaders should be too.

Support students in responding and recording their thoughts, do share them with us at -

Share your artwork here.
[#Artivism4Nature](https://twitter.com/Artivism4Nature)

Artivism for Nature: Lesson Overview

	Engagement	Method	Name Of Activity
1.	Mindfulness	Meditative Exercise (5 Minutes)	Visualisation of a Tree
2.	Storytelling	Folk Tale (10 Minutes)	Rahul and the Selfless Tree
3.	Reflect	Reflection Statements (10 Minutes)	Being Nature Positive
4.	Expressions	Guided Art Activity (30 Minutes)	#Artivism4Nature
5.	Act	Call to Action (5 Minutes)	#Artivism4Nature - Art-work Submission

Mindfulness - Meditative Exercise



[Click Here for Mindfulness Exercise.](#)

Prompts



As you imagined yourself amidst nature, what are some things that nature has taught you?

All elements in nature are interconnected with each other. Share two ways in which nature supports you?



Storytelling - Folk Tale



Storytime!!!

The story Rahul and the Selfless Tree is an adaptation of The Giving tree by Shel Silverstein. Listen to the tale and ponder over some reflective questions mentioned below.


ISL
English


Ponder Over

What are some values that the tree showed in the story?

How do you think Rahul's actions might have hurt the tree?

Can you list down three ways in which we may be hurting trees?

If you were in Rahul's place, what might you have done differently?

If you were to write a Tiny Tale (a tale comprising <140 words) expressing your feelings towards the trees and the abundance they give us, what would this tale look like? Think about how we hurt trees and what we can do to protect them.

Our Tiny Tale looks like this


I met an old tree full of energy. It lets the squirrels play hide and seek!. It was home to the birds, snakes and lizards, who often gave me apples to eat. I went up to the tree and asked one day, "What is it that you will give me, tree?". It replied with a vigorous shake, spreading its branches to give me shade. I had met a tree, so warm and kind. The next day I took another seed, to sow, next to the tree. What I saw filled me with shock, the tree was uprooted, apples rotten, the branches weak. I decided not to weep. I gathered my friends and called out to the world, to stop the atrocities and plant more trees. When I grow up, I aspire to be this tree, strong, empathetic, gentle and kind.

Close your eyes, take a moment, and think about what trees are for you!

Reflect - Worksheet

Being Nature Positive

On a sheet of paper, draw a tree and answer the prompts given below. Share your responses with us.



Expressions – Guided Art Activity

#Artivism4Nature

Players: Single Player

Difficulty level: Medium

Total Time: 30 Mins

Gear: Colours, pencil, eraser, a sheet of paper, charcoal, paints, collage, any other craft/art material that you like

Gifts of the Game: Creativity, Critical thinking, Empathy

Age Group: 8-14

1. Checking-in

The planet takes care of us in innumerable ways, how could we take care of it in return?

Close your eyes for a moment and take deep breaths, think about what you can do as an act of love, care, and kindness towards our planet.

Inhale through your nose deeply, hold it for three seconds and exhale.

Repeat this thrice.

2. Choose your favourite tree

You must have seen many beautiful trees around you. Each tree is special in its own way and has a unique personality, just like you! It bears leaves, fruits and flowers.

Which tree would you like to draw? You could take some time, go outside if you want, look at the different trees and choose one that you wish to draw.

Think of a name for your favourite tree and write it as a heading on your sheet of paper.

3. Draw and Colour

Draw your favourite tree on a large piece of paper.

Remember to draw all parts of the tree: its roots, trunks, branches, leaves, flowers and fruits. You can make your tree in any way that you like!

Use one, two or all of these methods to make your tree! You can also use other methods that you like to create your #Artivism4trees art-piece.

- Cut leaves out of waste paper and collage it on paper to make your trees. Draw the trunk and other parts of your tree.
- Find small fallen leaves, dip it in paint and take prints of it around the branches you draw.
- Take a print of a ladyfinger, potato etc to make prints of leaves.

4. Decorate your tree

Look at your tree and think about why trees are important to you. Now think of symbols that you can draw to show the importance of trees.

For eg., I will draw a heart to symbolise the important lesson of being kind and helpful, that the tree has taught me.

5. Share

Share your #Artivism4Nature art-work with us -
Share your Artwork here.



Reflect and Write

Extention Activity

Each part of the tree tells us something important about our own identities and experiences. Let us take some time to reflect on what each part of the tree is saying about us.

Parts of the Tree	What do they tell us	SOLmate's Answers	What do they say about me
Roots	Think about the values that ground you	Awareness, Love, Sense of Possibility, Balance, Growth	
Trunk	Think about the people in your life who support you and what you have learnt from them	Friends, family, well wishers. They have taught me kindness, honesty and empathy	
Branches	Think you about your hopes, dreams and aspirations	Being nature positive and bringing about social change through Activism	
Leaves	Think about the things that you enjoy doing everyday	Art, planting trees, advocating for sustainable living, reducing wastage	
Fruits	Think about the skills that you have developed	Gardening, creativity, critical thinking, communication, collaboration	
Flowers and Seeds	Think about what is it that you wish you could teach others	Empathy towards nature, confidence to advocate for change	

Our Illustrated Tree



Act - Call to Action



Your **VOICE**, skills, and will to make this world a better place are all **NATURE POSITIVE SOLUTIONS!** Submit your art-works by clicking on the link below-
#Artivism4Nature - Art-work Submission

Let us share our voices to advocate for **Nature Positivity!** Upload your art-work on a social media platform using the hashtag **#Artivism4Nature** and tag us with **@SlamOutLoud**



GLOBAL COMMONS ALLIANCE
A PLAN FOR THE PLANET

www.artivismfornature.org

www.slamoutloud.com

contact@slamoutloud.com

For more resources and the Gen eARTh activity pack:

bit.ly/WLLxSOL-ResourcePacks

Or WhatsApp to: +91 92679 79278

