




WORLD'S  
LARGEST  
LESSON



# GEN EARTH

Creative Climate Action for Young Learners







# Learning Outcomes



Understanding climate crisis while appreciating art as a powerful medium to advocate for change.

Awareness of the complexities in environmental issues and express the same through simple interventions in art forms.

Building empathy towards other living species and inspiration to take corrective measures.

Developing confidence and creativity to act in response to climate change.

Engage in imagination and exploration to develop a positive attitude towards nature.

Students interpret, analyze and elaborate on an experience of climate change through creative artistic explorations.

## How To Use This Resource

There are 5 different kinds of activities that aim to extend student learning on the theme of Water practiced through 'DEED'.



**Develop** a voice to advocate for climate change.



**Engage** in learning and expression through artistic interventions.



**Evolve** an understanding of the air and its associating issues.



**Define** a corrective actionable measure.

### Facilitator's Note:

The resource is intended to be self-paced and self-led by the student. The students might need support in answering the prompts associated with each activity.

### Focus Sustainable Development Goals -



Support students in responding and recording their thoughts, share them with us at -

<http://bit.ly/Share-Your-Art>

For more resources and the Gen eARTh activity pack:

[bit.ly/WLLxSOL-ResourcePacks](http://bit.ly/WLLxSOL-ResourcePacks)  
Or WhatsApp to: +91 92679 79278



# Slam Out Loud X World's Largest Lesson

## SOL's 5X5 Frame for the Environment


### Element 3: WATER

	Engagement	Method	Water
1.	Mindfulness	Meditative Exercise (5 Minutes)	Visualization of the Beach
2.	Storytelling	Folk Story (40 Minutes)	A Well is Born Fish Finger Puppets
3.	Reflect	Worksheet (90 Minutes)	Ocean Plastics Waste Dumping
4.	Expressions	Guided Art Activity (30 Minutes)	My Fish Type
5.	Act	Call to Action Independent Expression (30 Minutes)	Plastic Ban - Pledge Scroll





# Mindfulness - Meditative Exercise




  
Click here to meditate with me.



Storytelling - Folk Tale



Click here!   
Listen to the Folk Tale and follow the fish finger puppets activity  
on the next page.



## Fish Finger Puppets - Flash Fiction

Now that you've heard/read the story, it's time to create your own!

Using the statement, "**I was once walking through a forest and in the river I saw....**" build your flash fiction!

Flash fiction is a short story form that ranges from about 5 to 1500 words. We will attempt writing a flash fiction of about 100 words.

### Prompts-

#### 1. Character building:

Draw a fictional character (a sea animal, a bird or something completely different) on the finger puppet template

Write the name of your character underneath your drawing, colour it, let your imagination flow!

You could create more than one character

We have created our character named Sol!

#### 2. Creating Puppets:

Cut the characters out across the borders and paste the two corners as per the size of your fingers.

#### 3. The Story:

Within your flash fiction, you are to mention the following mandatory objects within your story-


a. A Golden Box, b. Plastic Bottle, c. Seashells, d. Fishing Net

Think about the situation where you are walking through a forest and you spot a river! what happens next. Let your imagination flow and build a fictional story mentioning the 4 'mandatory objects' mentioned above.

a. How is the river supporting other life forms?

b. How do you visualize the river?

c. Are there any humans near the river? If yes, what are they doing?





Step 2

Title of your flash fiction:

Your Name:

I was once walking through a forest and in the river I saw

Finger Puppet

Draw a character for your story.

Share your story here.


# Reflect - Worksheet

## Did You Know?



Approximately 72% of the planet constitutes water!  
Water also exists in the air in the form of water vapour, in rivers and lakes, in icecaps and glaciers, in the ground as soil moisture, and in aquifers. About 60% of our body is water!  
Let's try and build our vocabulary using the 'Water Word Marathon', find out the words mentioned on the right from within the word puzzle.

## Water Word Marathon



### Do-

Colour the words you do not know the meaning of yellow. Think about who could help you learn about those words?  
Circle one word you have found most fascinating!

- CLOUD
- THIRSTY
- SPLASH
- TIDE
- WATER
- OASIS
- EVAPORATION
- WELL
- SEA
- LAKE
- GLACIER
- POND

- OCEAN
- RESERVOIR
- DRINKING
- DROPLET
- TSUNAMI
- SNOW
- DROUGHT
- AQUIFER
- ICE
- FOUNTAIN
- LIQUID
- RIVER

W	R	Q	W	O	D	U	O	L	C	M	N	N	C
T	A	U	I	F	D	R	O	P	L	E	T	E	G
R	A	T	N	I	A	T	N	U	O	F	E	V	T
E	E	G	E	W	R	I	V	E	R	G	R	A	I
S	S	L	N	R	A	S	N	A	R	N	A	P	N
E	L	A	S	S	P	L	A	S	H	I	T	O	L
R	C	C	H	U	O	S	A	L	O	K	S	R	A
V	L	I	N	E	Y	T	A	Y	T	N	U	A	K
O	I	E	O	L	T	I	Q	O	H	I	N	T	E
I	Q	R	C	L	S	D	U	A	G	R	A	I	P
R	U	L	E	E	R	E	I	S	U	D	M	O	O
T	I	O	A	W	I	A	F	I	O	O	I	N	N
D	D	E	N	T	H	L	E	S	R	T	P	L	D
N	W	O	N	S	T	I	R	T	D	L	O	K	G



We'll create a poem using any one of the 5 letter words from the Water Word Marathon (Colour the word that you'll create your Acrostic Poem on)

1. Cloud 2. Ocean 3. Water 4. Oasis 5. River

We will be using each letter of our chosen word, like the beginning of a new word to form our poems! We chose **CLOUD**

Now, move on to each letter and write a word that you can think of with that letter.

Since we chose **CLOUD**, therefore,

- C- Clear
- L- Large
- O- Outside
- U- Unique
- D- Do

Do the same for your word! There is no right or wrong, and it doesn't have to rhyme. A good way to do this is to "brainstorm" lots of ideas. Write down a list of words and see what fits.

Place your brainstormed words or phrases on the lines that begin with the same letters. Fill in the rest of the lines to create a poem. Create a drawing to go along with your poem. Share your poem here.

Our poem looks like this-

Your Name:	Slam Out Loud	
Acrostic Poem Title:	Fluffy Waters	
C	Clear is the sky.	
L	Large and fluffy clouds have floated by!	
O	Outside we wait for the rains to arrive.	
U	Unique are our water resources.	
D	Do we realise?	

Your Name:		Your Drawing
Acrostic Poem Title:		





**Did you know** that every year 8 million tonnes (8,00,00,00,000 Kg, WOAHH!) of plastic end up in our planet's beautiful blue oceans?


And that's seriously bad news for our friends beneath the waves...


Over 700 species of marine animals have been reported to have eaten or been entangled in plastic - and scientists think that the amount of plastic in the ocean may triple by 2050!  
But here's **The Good News** - by understanding the issue and taking action, you can help change the future and make our oceans a clean, safe place for our wonderful wildlife!

Source: Nat Geo Kids

Think about all the plastic waste items that you use and throw away. List them-

1.	2.
3.	4.
5.	6.
7.	8.
9.	10.





The two jars are filled with clean drinking water.  
Draw the 10 plastic waste items that you had earlier listed inside the jar with the fish.







Step 4

Expressions – Guided Art Activity

My Fish-Type

Players:

Single Player

Difficulty level:

Medium

Total Time:

30 Mins

Gear:

Colours, pencil, eraser, a sheet of paper, scissors


Gifts of the Game:

Creativity, critical thinking, and a lot of fun

Age Group:

8-14

Share your art here.



1

Centering

Close your eyes for a moment and take deep breaths. Inhale through your nose deeply, hold it for three seconds and exhale. Repeat this thrice.

3

Drawing and Colouring

Fold and divide the sheet of paper in half. On each half draw out the figures of the people you thought of. Remember it need not be an accurate portrait, only representative. Once you've drawn, colour the image you've created.

5

Reflection

Did you know: Just like people, fish have different personality types and characteristics. Aren't animals, birds, and fish so much like us!

Find out the nearest water bodies to your place, it could be a natural or a man-made pond, canal, a stream, or a river.

a.Find out if there are any fish in it.

b.Do you know their names?

c.How can you find out?

2

Imagination


Think of two people who you are the closest to, it could be your parents, siblings, or anyone else you know and love. Think of each person and write three things that are most distinct about their personality. It could be explained in one word or a sentence. For eg. If I were to write about my best friend, I would write that she is resilient, strong, hard-working.


Write about your loved ones on the paper?


4

Associate a Fish

Refer to the guide on the next page and decide which "FISH-TYPE" are your loved ones. Find which one are you! Write down the fish-type that you've selected under your drawings and share it with your loved ones.









# Act – Call to Action

## Independent Expression

Solar for Good

Players:  
Single/Multiplayer

Difficulty level:  
Medium

Total Time:  
30 Mins

Gear:  
Pencil, eraser,  
sharpener colors,  
a sheet of paper

Gifts of the  
Game:  
Creativity,  
critical thinking,  
communication

Age Group:  
8-14



- 1

**Checking-in**  
Close your eyes for a moment and take deep breaths, think about what you can do as an act of love and care towards our planet.  
Inhale through your nose deeply, hold it for three seconds and exhale.  
Repeat this thrice.
- 2

**Think**  
a. How might you reduce the number of plastic items you use every day?  
b. How might you replace plastic items at home with reusable alternatives?  
c. How might these changes affect your life positively?  
d. How might the changes affect the community nearby?  
e. How might you feel if your actions brought a change in the lives of Marine Life on earth?  
Think about your responses.

Submit your Plastic Ban- Pledge Scroll and also read what other change-makers like you have to say, by clicking **here**.


- 3

**Create**  
Using any art form of your choice, express your responses!  
You could write a small poem about your ideas, draw them, write a letter, or record yourself answering the prompts mentioned above.
- 4

**Advocate**  
Share your final artwork along with your responses with your family and friends, get at least 5 other friends to sign your pledge!  
Together we can take action towards combating climate change!

I pledge to help Our Earth today by...

Signature\_\_\_\_\_Earth Day 2021







# WORLD'S LARGEST LESSON



[bit.ly/ClimateChangeMakers](https://bit.ly/ClimateChangeMakers)

[www.slamoutloud.com](http://www.slamoutloud.com)

[contact@slamoutloud.com](mailto:contact@slamoutloud.com)

For more resources and the Gen eARTh activity pack:

[bit.ly/WLLxSOL-ResourcePacks](https://bit.ly/WLLxSOL-ResourcePacks)

Or WhatsApp to: +91 92679 79278

