



WORLD'S  
LARGEST  
LESSON




# GEN EARTH

Creative Climate Action for Young Learners





# SPACE





## Learning Outcomes



Understanding climate crisis while appreciating art as a powerful medium to advocate for change.

Awareness of the complexities in environmental issues and express the same through simple interventions in art forms.

Building empathy towards other living species and inspiration to take corrective measures.

Developing confidence and creativity to act in response to climate change.

Engage in imagination and exploration to develop a positive attitude towards nature.

Students interpret, analyze and elaborate on an experience of climate change through creative artistic explorations.

## How To Use This Resource

There are 5 different kinds of activities that aim to extend student learning on the theme of Space practiced through 'DEED'.



**Develop** a voice to advocate for climate change.



**Engage** in learning and expression through artistic interventions.



**Evolve** an understanding of the air and its associating issues.



**Define** a corrective actionable measure.

### Facilitator's Note:

The resource is intended to be self-paced and self-led by the student. The students might need support in answering the prompts associated with each activity.

Focus Sustainable Development Goals -



Support students in responding and recording their thoughts, share them with us at -

<https://bit.ly/Share-Your-Art>

For more resources and the Gen eARTH activity pack:

[bit.ly/W11xSDG-ResourcePack](https://bit.ly/W11xSDG-ResourcePack)

Or WhatsApp to: +91 92679 79278



# Slam Out Loud X World's Largest Lesson

## SOL's 5X5 Frame for the Environment

### Element 3: SPACE


	Engagement	Method	Space
1.	Mindfulness	Meditative Exercise (5 Minutes)	Visualization of Nature Walk
2.	Storytelling	Folk Story (40 Minutes)	Who Own the Water Postcard Fiction
3.	Reflect	Worksheet (60 Minutes)	Story of a Product Mind Maps
4.	Expressions	Guided Art Activity (30 Minutes)	So Similar!
5.	Act	Call to Action Independent Expression (40 Minutes)	Gift Green



Step 1

Brainiac


WORLD'S LARGEST LESSON



Click here to meditate with me.

## Storytelling - Folk Tale



Click here!   
Listen to the Folk Tale and follow the activity  
on the next page.



### Postcard Fiction

Let's write to a friend sharing about your favourite thing that lives outside, it could be an animal, a bird, a fish or simply a plant.

### Think

- Where does it live and what does it do?
- How does it interact with its surroundings? Does it need help from others?

- c. How might we create a place where it lives happily, in harmony?
- d. Think about how your favourite thing and you are similar, in needs and behaviour?

A Postcard fiction is just what it sounds like—a story that could fit on a postcard. It's typically around 250 words but could be as much as 500 or as few as 25. Write your fiction in about 100 words in the postcard given below! Help your friend visualize better, draw an image in the space provided.

Share your response here

<p><b>Your Story</b></p> <hr/> <hr/> <hr/> <hr/> <hr/> <hr/> <hr/> <hr/> <hr/> <hr/>	<p><b>Your Drawing</b></p> 
<p><b>Address</b></p> <hr/> <hr/> <hr/>	

## Reflect - Worksheet

### Story of a Product

A. List 5 objects that you use or consume daily!

Draw them below

Your Name:				
Object 1:	Object 2:	Object 3:	Object 4:	Object 5:

Our object is a Potato.

Your Name: Slam Out Loud



Product: Potatoes



## B. Mind Maps

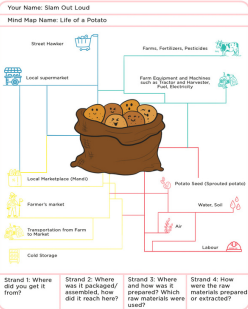
- Select any one of the five objects that you have listed.
- Draw your object in the middle of a piece of paper (or use the template below).
- Draw about 4 strands (lines) extending from the circle.
- Think of as many ways as possible that the object is connected to each Strand.

Strand 1: Where did you get it from?	Strand 3: Where and how was it prepared? Which raw materials were used?
Strand 2: Where was it packaged/ assembled, how did it reach here?	Strand 4: How were the raw materials prepared or extracted?

- On each of the 4 extended lines write or draw images to share what you think!
- Make your map colourful. Develop your particular style of mind-mapping.
- Depict your mind map as pictorially as possible.

For eg: We have created a mind map for a bag of potatoes-  
We have tried to go to the very source of a potato, the farm it's made in and things it has required to grow.

Observe the **interconnectedness** of a single object to people and the nature around us.





Your Name:

Mind Map Name:

Strand 1: Where  
did you get it  
from?

Strand 2: Where  
was it packaged/  
assembled, how  
did it reach here?

Strand 3: Where  
and how was it  
prepared? Which  
raw materials were  
used?

Strand 4: How  
were the raw  
materials prepared  
or extracted?

Share your mind map here.



## B. Think

Look at the Mind Map that you have just created, refer to the emotions wheel and circle the emotions that you feel strongly. Think about why you feel these emotions.



Your Name: Slam Out Loud  
Emotion: Surprised

Draw any two that you've outlined. We are surprised!

Your Name:	Your Name:
Emotion:	Emotion:

## D. Do

If you were to express your thoughts on 'nature' in a couplet, what would it be like? A couplet is a stanza in a poem that consists of two successive lines that rhyme!

Your Name: Slam Out Loud	Your Name:
Name of your couplet: Attitude!	Name of your couplet:
I walk across the forest in search of solitude The waste spoiled my mood, it's our reckless attitude!	

[Share your poem here.](#)



## Expressions – Guided Art Activity

### So Similar!

**Players:**  
Single Player

**Difficulty level:**  
Medium

**Total Time:**  
30 Mins

**Gear:**  
Colours, pencil,  
eraser, a sheet of  
paper, sharpener

**Gifts of the  
Game:**  
Creativity,  
critical thinking,  
and a lot of fun

**Age Group:**  
8-14

[Share your art here](#)

### 1. Centering

Close your eyes for a moment and take deep breaths.  
Think about the various living beings that you share the planet with.  
Inhale through your nose deeply, hold it for three seconds and exhale.  
Repeat this thrice.

### 2. Drawing and Colouring

Do you think only humans feel emotions?  
Have you noticed other living beings exhibiting emotions as well?  
Take a moment and reflect on how you have felt the following emotions, it could be with friends, family or someone else –

Love – Care – Support – Anger – Happiness

Now look for similar behaviours between people, between animals, between animals and people. For ex, Care – The way different animals care for their young similarly to how parents do for us.

### 4. Reflection

How does it feel to know that we are so similar to the other living species we share this planet with?  
How might we learn and understand the shared needs we have?  
How might we create spaces for other animals and birds, the fish to thrive cohesively?  
Identify and share how might your actions make life better for other living species in your community?

### 3. Expressions

We have shared how humans and animals express love for each other!

Emotion: Love	
	
Humans	Animals
Your Name: Slam Out Loud	

Emotion:	
Humans	Animals
Your Name:	

Emotion:	
Humans	Animals
Your Name:	

Share your final artwork along with your responses with your family and friends and upload them **here** as well!  
Read what other children like you have shared!



## Act - Call to Action

### Independent Expression

#### So Similar!

**Players:**  
Single Player

**Difficulty level:**  
Medium

**Total Time:**  
30 Mins

**Gear:**  
Colours, pencil,  
eraser, a sheet of  
paper, sharpener

**Gifts of the  
Game:**  
Creativity,  
critical thinking,  
and a lot of fun

**Age Group:**  
8-14

[Share your art here](#)

#### 1. Checking-in

Close your eyes for a moment and take deep breaths, think about what you can do as an act of love and care towards our planet. Inhale through your nose deeply, hold it for three seconds and exhale. Repeat this thrice.

#### 2. Think

- How might you repurpose and reuse the objects you use every day?
- Could there be greener, less waste generating ways of gifting your loved ones?
- How might the new green practices you adopt affect the planet in the long run? Think about these questions

Identify one of your friends/family members who have their birthdays within the next 30 days. They could be anyone you know.

How might you gift them an object which is handmade from reused objects and creates minimum waste? You have to ensure that the gift is not bought from the store.

#### 3. Create and Reflect

Be conscious of where the materials you use for your gift are coming from. You could also gift a poem, a drawing or a fun recording of yourself dancing expressing how wonderful they make you feel!

Think about how might you create or associate value for such a repurposed handmade gift?

Do we assign value only monetarily or there are other ways of doing so as well?

#### 4. Advocate

Share your final artwork along with your responses with your family and friends. Submit a photo of your Green gift and also read what other change-makers like you have to say, by clicking [here](#).





# WORLD'S LARGEST LESSON



[bit.ly/ClimateChangeMakers](https://bit.ly/ClimateChangeMakers)

[www.slamoutloud.com](http://www.slamoutloud.com)

[contact@slamoutloud.com](mailto:contact@slamoutloud.com)

For more resources and the Gen eARTh activity pack:

[bit.ly/WLLxSOL-ResourcePacks](https://bit.ly/WLLxSOL-ResourcePacks)

Or WhatsApp to: +91 92679 79278

